




www.scissorliftrentalsedmonton.com



**ELECTRIC**



**ROUGH TERRAIN**



**SPECIALTY**

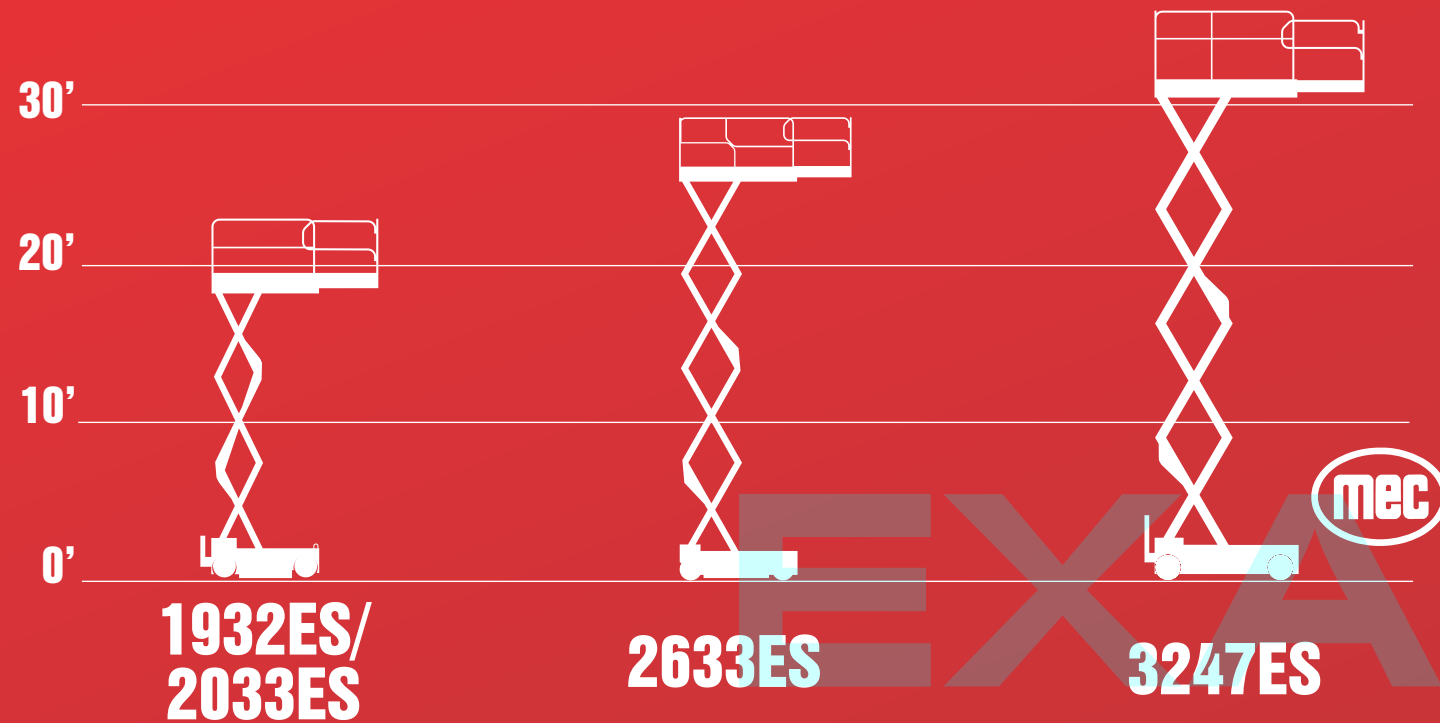


**SCISSORLIFTS**  
**MEC**  
GET THE JOB DONE,  
THE RIGHT WAY.

www.scissorliftrentalsedmonton.com  
P: 780.464.4929 E: info@4-way.com  
Open M-F 7AM-5PM



## ELECTRIC SCISSOR LIFTS - INDOOR USE




## SPECIALTY

## MEC SIGMA LIFT

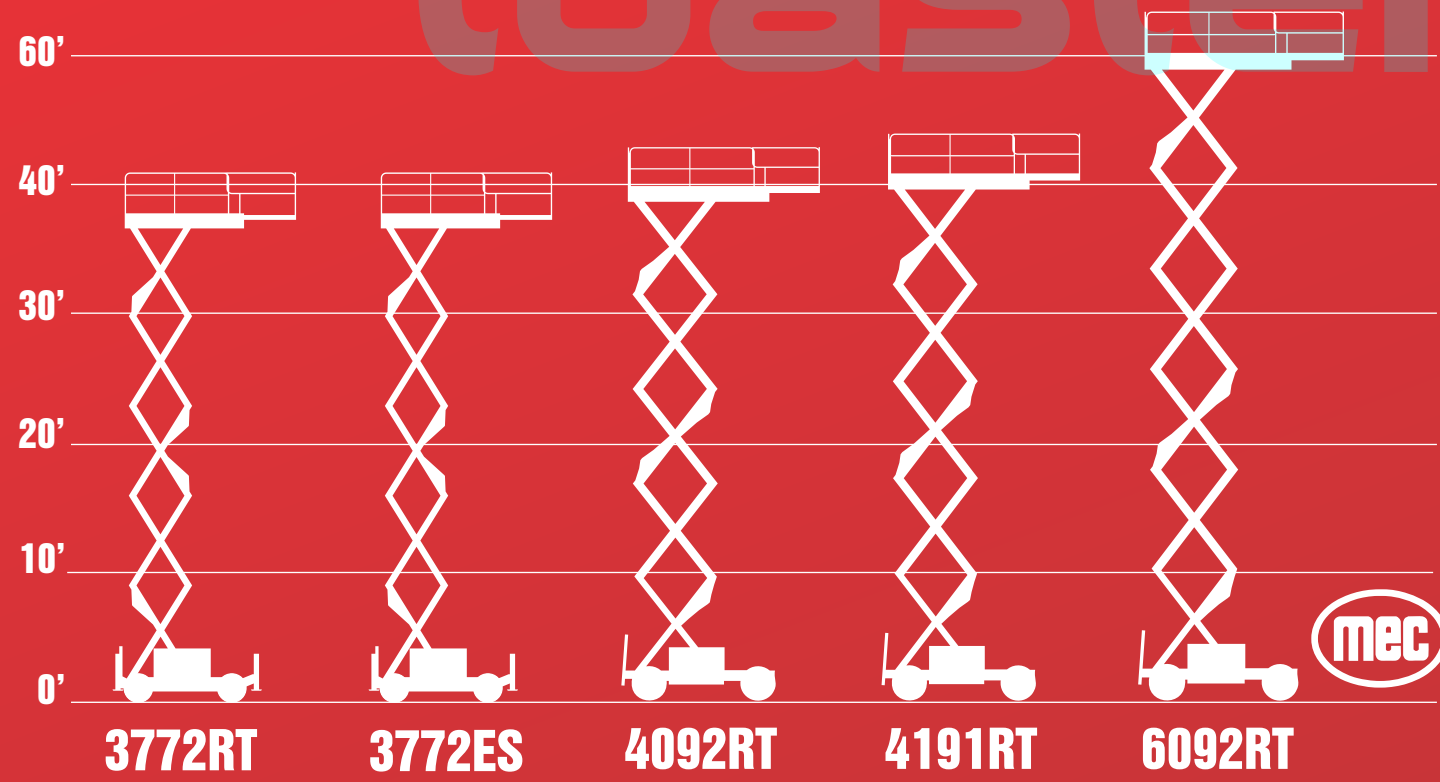
**SPEED LEVEL - ONE TOUCH AUTO LEVELING MACHINE**  
 The Speed level has all the capabilities of a regular scissor lift as well as the ability to self level in uneven environments with a touch of a button.

- **Spaciousness with Brawn** - 1,080 sq. ft of deck space (model 2684) and lift capacities of up to 1,700 lbs (model 2684)
- **Touch of a Button** - Innovative one touch auto leveling capabilities of the machine that allow the lift to keep the platform level with the horizon on slopes of up to 14 degrees side to side and 10 degrees fore and aft – without the use of outriggers!
- **Industries and Uses** - perfect for work in tunnels, mountainous environments, under bridge, and any environment where work needs to be done at height on sloped or graded surfaces.



**AS LOW AS  
\$139/DAY†**

## ROUGH TERRAIN SCISSOR LIFTS - OUTDOOR USE



## MEC TITAN BOOM 40-S/60-S

- TITAN BOOM – THE THREE IN ONE MACHINE**
- The capacity of a telehandler
  - The work area of an Ultra-Deck scissor lift
  - The reach and rotation of a boom

The Titan Boom is the game changer of the year. This three in one machine incorporates the best features of a telehandler, scissorlift and boom.

- **Unmatched Capacity** – up to 46/66 feet working height and 3,000 lb combined material and personnel with a huge 22"x7' deck area. Frame leveling up to 10° on each side.
- **Go Anywhere** – with three types of steering modes including 2-Wheel Steer, 4-Wheel Steer, and Crab Steer, you can maneuver any terrain
- **Rotating Platform** - amazing 180° platform rotation plus additional telescope to get in close to work areas increasing your efficiency.
- **Easy Material Loading** - dual sliding centered side rails for fast and simple material loading into Load Zone
- **Smooth Operation** - smooth, fully-proportional controls on all boom and drive functions
- **Increased Efficiency** – material and personnel on the deck reducing downtime of material access.



**AS LOW AS  
\$210/DAY† (40-S)  
\$295/DAY† (60-S)**

†Based on a 28-day rental

## ROUGH TERRAIN



60' PLATFORM HEIGHT  
92" OVERALL WIDTH

## MEC 6092RT ROUGH TERRAIN

The new MEC 6092RT rough terrain scissorlift is the largest and highest reach scissorlift in North America. 4-Way has two units, the only ones available in all of North America. Ideal for high reach, outdoor construction projects such as cladding, siding, industrial and mechanical projects.

**NEW!**

**AS LOW AS \$154/DAY<sup>†</sup>**

## SPECIALTY



26' PLATFORM HEIGHT  
59" OVERALL WIDTH

**AS LOW AS  
\$75/DAY<sup>†</sup>**

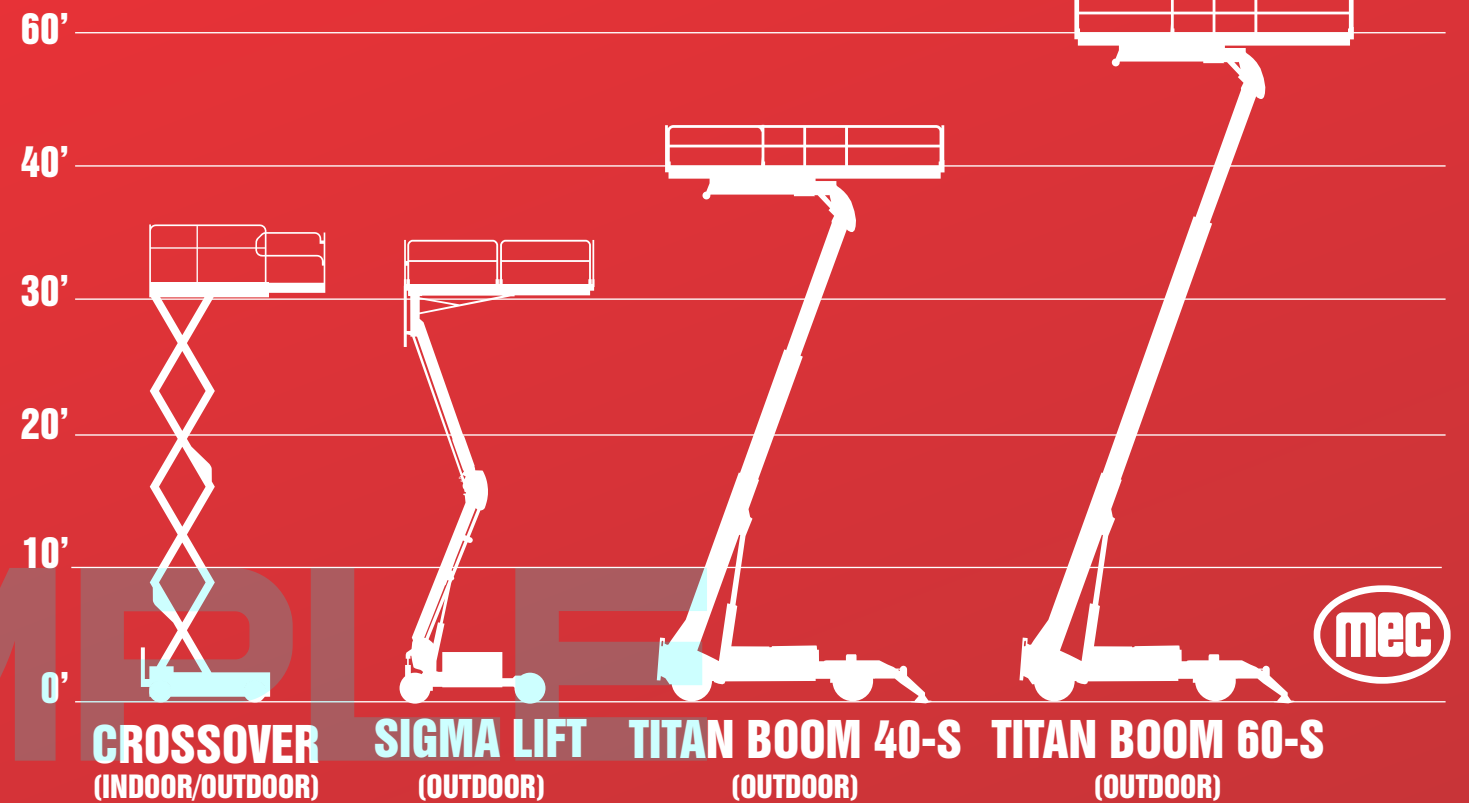
## MEC CROSSOVER

### CROSSOVER ERT - THE INSIDE/OUTSIDE – FIRST ON LAST OFF MACHINE

The Crossover is a versatile all purpose scissor lift that can be used outside in rough terrain environments and inside under roof on a slab:

- **Go Anywhere** - 4WD performance enables grade ability of up to 35% for rugged jobsite conditions and the narrow 59 inch wide chassis.
- **Haul Material** - Factory approved side mounted sheet material rack provides an improved solution for all siding and sheet material work.
- **First On – Last Off** – the Crossover ERT is able to appreciate utilization in all phases of construction. For work around an existing structure the machine is an all purpose scissor that can drive from site to site without the use of additional material handling equipment.
- **Industries and Uses** – Siding and cladding, sheet rock, dry walling, overhead electrical, insulation, fire sprinkler installation, pipe fitting, plumbing, facility maintenance, insulating installation.
- **Slim Fit** – Slim figure to fit through a double set of glass doors for access to indoor environments.

## SPECIALTY LIFTS - INDOOR/OUTDOOR



## SAFETY IS OUR #1 CONCERN.

To ensure the safety of you and your employees, we require anyone operating our scissorlifts to have a valid Aerial Work Platform certification from a recognized training provider licensed in the province of Alberta. A familiarization of the unit is also recommended. Please contact our order desk or your salesman for further information.

## ASK ABOUT LONG TERM RATES

Looking for a better rate on scissorlifts? Ask your salesman about our long-term rental program, and how you can save on your next scissorlift rental.



<sup>†</sup>Based on a 28-day rental

# ELECTRIC



19' PLATFORM HEIGHT  
32" OVERALL WIDTH

## 1932ES/2033ES ELECTRIC

A slim 32 inch wide light weight 25 foot working height scissor for use on firm flat surfaces. Ideal for maintenance, installation, and construction jobs and powered by clean, quiet, and rechargeable electric batteries.

AS LOW AS \$37/DAY†



26' PLATFORM HEIGHT  
33" OVERALL WIDTH

## 2633ES ELECTRIC

The 33ES is a slim scissor with a platform that extends out to 133 inches long and is used on firm flat surfaces for jobs such as electrical work, pipe fitting, insulating, ducting, and facility maintenance.

AS LOW AS \$46/DAY†



32' PLATFORM HEIGHT  
47" OVERALL WIDTH

## 3247ES ELECTRIC

The 3247ES is our largest slab scissor and offers a 700 lb lift capacity up to a 38 foot working height on a large platform that provides up to 512 sq. feet of platform space. The large platform makes it ideal for ducting, insulating, sprinkler installation, sheet rock and dry walling, and in 2013 will be available with a side mounted sheet material rack to make all siding work that much safer.

AS LOW AS \$50/DAY†

## 3772RT/ES ROUGH TERRAIN

**DUAL FUEL** - This machine is ideal for outside construction in rough terrain environments. The big deck, high capacity, 4WD capabilities of the machine keep it well suited for any construction environment for working heights up to 43 feet.

**ELECTRIC** - The electric 3772ES can be used in outdoor construction applications like its RT variant or it can be applied to under roof and warehouse work where the high capacity and large platform space enables the lift to easily tackle HVAC jobs as well as providing an excellent platform for inventory management. Great for situations where diesel fumes may be prohibited!

AS LOW AS \$95/DAY†

# ROUGH TERRAIN



37' PLATFORM HEIGHT  
72" OVERALL WIDTH

## 4069RT ROUGH TERRAIN

The 4069RT scissor lift is the only diesel scissor lift 4-Way carries that has a positive shut-off switch. It comes standard with full time 4 wheel drive, lowest entry in class and side mounted sheet material rack for drywall, glass and wood. Lift capacity is 900 lbs. Great machine for safety, material mounting and low entry level requirement.

AS LOW AS \$100/DAY†



40' PLATFORM HEIGHT  
69" OVERALL WIDTH

## 4191RT ROUGH TERRAIN

**ELECTRIC** - The 91 series offers a large platform solution to RT job sites. New for 2013 is a 90 inch wide platform which will provide up to 1,350 sq. inches of work space and up to 2,000 lbs of lift capacity (2591RT).

AS LOW AS \$108/DAY†



41' PLATFORM HEIGHT  
91" OVERALL WIDTH

†Based on a 28-day rental

†Based on a 28-day rental